

Lesson 2

Unit:

Theme: Phonics CVVC / CVV consonant and vowel patterns.

Learning objectives:

At the end of the lesson, the students will be able to

- differentiate between the different patterns of consonants (C) and vowels (V).
- differentiates between CVC and CVVC phonemes word patterns.
- Identify sounds (phonemes), syllables in different pattern words.

Standards and Expectations

Foundational Skill: Phonemic Awareness

Reading

3.R.FS.11 Identify sounds (phonemes), syllables, and words.

- a. Orally produce single-syllable words by blending sounds (phonemes), including consonant blends.
- b. Segment spoken single-syllable and multi-syllable words into their complete sequence of individual sounds (phonemes).
- c. Isolate and pronounce the initial, medial vowel, and final sounds (phonemes) in three-phoneme (consonant-vowel-consonant, or CVC) words. (This does not include CVCs ending with /l/, /r/, or /x/.)

Foundational Skill: Print Features and Text Organization

3.R.FS.12 Know and apply phonics and word analysis skills to decode words.

- a. Decode multi-syllable words.
- b. Read increasing number of irregularly spelled words fluently.
- c. Know and apply the spelling-sound correspondences for common consonant digraphs.

Introduction

CVVC/ CVV patterns

These patterns are different from the CVC words we have studied. For example, there are two vowels between the consonants that create a longer vowel sound. The patterns represent: (C) for consonant and (V) for vowel.

Examples of a CVVC and CVV patterns:

CVVC pattern	CVV pattern
four	bee
door	bow
reef	day
poor	pie


AS for the sound, when 2 vowels are together 2 things happen

- ✓ When 2 different vowels are together, the first vowel is pronounced stronger and the second one is hardly noticed. Like in the case of the words: **f**our, **m**eat, leaf, **t**rain and **b**oat.
- ✓ When 2 identical vowels are together the vowel sound is pronounced longer. Like in the words: **b**ee, **s**ee, **f**oot and **d**oor.



Practice # 4 Follow the instructions, the first one is done for you.

- ✓ Read the word and underline with blue the consonants and red the vowels.
- ✓ Divide each consonant and vowel sound following the CVVC pattern.
- ✓ Write the word and read it again aloud.




Word	C	V	V	C	Write the word
1. <u>l</u> <u>e</u> <u>a</u> <u>f</u>	l	e	a	f	leaf
2. food					
3. cook					
4. boat					
5. soap					
6. room					
7. bean					
8. moon					
9. team					

Practice #5 Complete the CVV pattern writing the missing vowels using the ones provided. The first one is done for you as an example.

ey ee ie ay oe wo



b ee



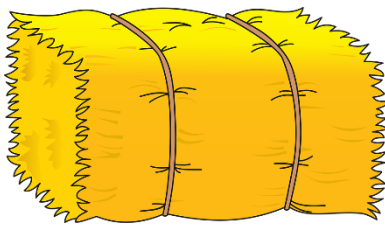
p



d



f



h

2

f

Practice #6 Classify the following words according to their CVVC or CVV pattern. The first one is done for you as an example.

bee	rain	pool	say
feet	bay	see	pie
seal	day	four	door

CVVC	CVV
1. feet	1.
2.	2.
3.	3.
4.	4.
5.	5.
6.	6.

